




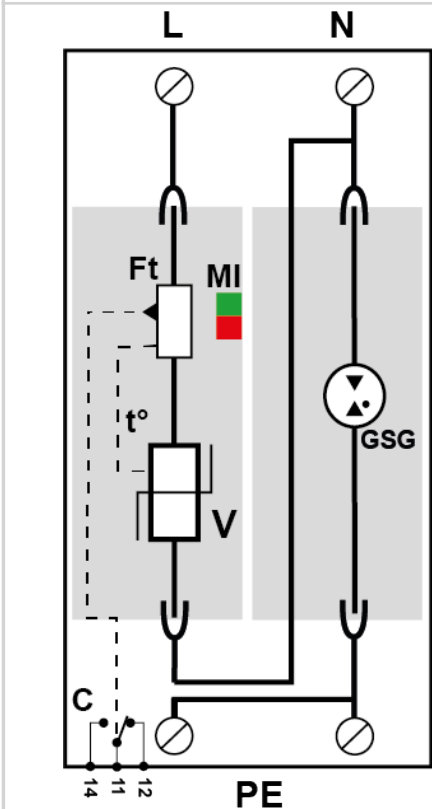
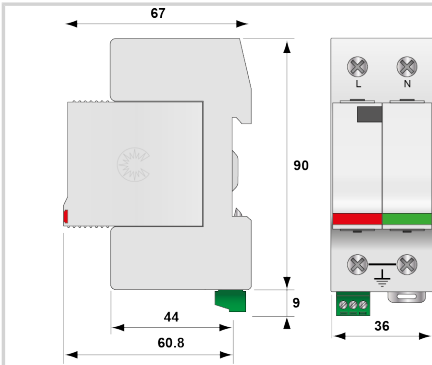
CITEL

Type 2 AC surge protector - Single-phase

DS42S-280/G



- › Discover our latest innovation : the [DAC50S-11-320](#)
- › Type 2 AC Multipolar surge protector
- › In: 20 kA
- › I_{max} total: 40 kA
- › Pluggable module for each phase
- › Remote signaling
- › EN 61643-11, IEC 61643-11, UL1449 ed.5 compliance



V: High-energy varistor
 GSG: Specific gas tube
 Ft: Thermal fuse
 C: Remote signaling contact
 t°: Thermal disconnection system
 MI: Disconnection indicator

Electrical Characteristics

SPD type	IEC	2
Network		230 V single-phase
AC system		TT-TN
Nominal line voltage	U _n	230 Vac
Max. AC operating voltage	U _c	280 Vac
Temporary Over Voltage (TOV) Characteristics - 5 sec. Without disconnection	UT	335 Vac withstand
Temporary Over Voltage (TOV) Characteristics - 120 mn Without disconnection or with safety disconnection	UT	440 Vac disconnection
Temporary Over Voltage N/PE (TOV HT) Without disconnection or with safety disconnection	UT	1200 V/300A/200 ms withstand
Residual Current Leakage current to Ground	I _{pe}	None
Follow current	I _f	None
Nominal discharge current 15 x 8/20 μs impulses	I _n	20 kA
Max. discharge current max. withstand @ 8/20 μs by pole	I _{max}	40 kA
Total Maximum discharge current max. total withstand @ 8/20 μs	I _{max} Total	40 kA
Connection mode(s)		L/N and N/PE
Protection mode(s)		Common/Differential mode
Residual voltage at 5 kA @ 5 kA (8/20μs)	Up-5kA	0.9 kV
Protection level L/N @ I _n (8/20μs)	Up L/N	1.25 kV
Protection level N/PE @ I _n (8/20μs)	Up N/PE	1.5 kV
Admissible short-circuit current	I _{sc}	25 000 A

Mechanical Characteristics

Technology		MOV+GDT
SPD configuration		Single phase
Connection to Network		By screw terminals: 2.5-25mm ² / by bus
Format		Plug-in modular box
Mounting		Symmetrical rail 35 mm (EN 60715)
Housing material		Thermoplastic UL94 V-0
Operating temperature	T _u	-40/+85°C
Protection rating		IP20
Failsafe mode		Disconnection from AC network
Disconnection indicator		1 mechanical indicator by pole
Spare module(s)		DSM40-280+DSM40G-600
Remote signaling of disconnection		Output on changeover contact
Dimensions		See diagram

Disconnectors

Thermal disconnector		Internal
Installation ground fault breaker		Type 'S' or delayed
Back-up protection device		Fuses type gG - 50 A

Standards

Standards compliance		IEC 61643-11 / EN 61643-11 / UL1449 ed.5
Certification		cRUus

Part number

461131

