



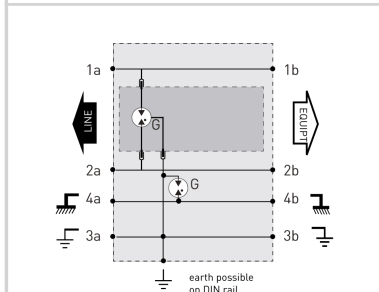
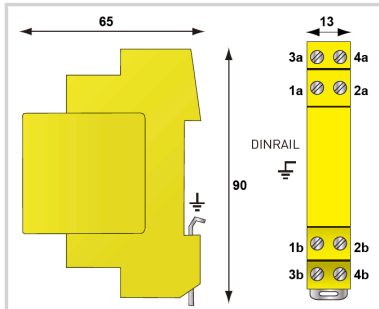
# CITEL

## 1-pair DIN rail plug-in Telecomsurge protector

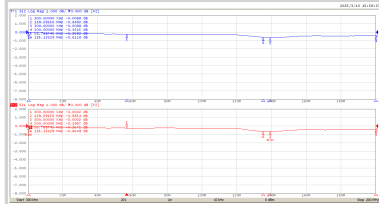
### DLA-170G



- High current data transmission
- Common mode and differential mode protection
- Data lines, including those isolated from Earth
- Compact DIN rail enclosure, high density protection
- Protection of shield wire
- Location and test categories: D1, C2, C3
- IEC 61643-21 compliance



**G:** 3-electrode gas tube  
**Gb:** 2-electrode gas tube  
**R:** Resistor  
**D:** Clamping diode



Electrical Characteristics		
Network		RTC, ADSL2, VDSL2
Nominal line voltage	Un	150 V
Max. DC operating voltage	Uc	170 Vdc
Cut-off frequency -3dB, 100 ohm system	f max.	> 200 MHz
Cut-off frequency -1dB, 100 ohm system	f max.	> 200 MHz
Max. load current @25°C	IL	2.4 A
Max. discharge current max. withstand @ 8/20 µs by pole	I <sub>max</sub>	20 kA
Nominal discharge current C2 Category	I <sub>n</sub>	5 kA
Protection Level C3 (10/1000µs), 300 applications@10 A, Y-Y (Line/Line)	Up	< 750 V
Protection Level C3 (10/1000µs), 300 applications@10 A, Y-C (Line/Earth)	Up	< 750 V
Max. capacitance	C	< 5 pF
Impulse current D1 (10/350µs), 2 applications, X-C (Line/Earth)	I <sub>imp</sub>	5 kA
Line resistance		< 0.05 Ohm
Mechanical Characteristics		
Technology		GDT+TVS diode
SPD configuration		1-pair+shielded
Connection to Network		By screw terminal: cross section 0.5-2.5mm <sup>2</sup>
Format		Din Rail Base-Plug-in Module
Mounting		Symmetrical rail 35 mm (EN 60715)
Housing material		Thermoplastic UL94 V-0
Operating and storage temperature		-40/+85°C
Protection rating		IP20
Failsafe mode		Short-circuit
Disconnection indicator		Transmission interrupt - default mode 2
Spare module(s)		DLAM-170G
Dimensions		See diagram
Standards		
Standards compliance		IEC 61643-21 / EN 61643-21
Part number		
<b>640165</b>		

