
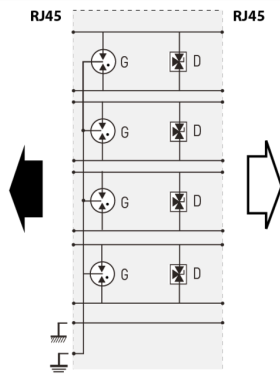
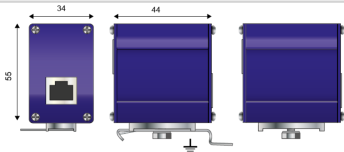


MJ8-170V



- ✦ Telecom line surge protector
- ✦ PSTN or ADSL line
- ✦ 4-pair
- ✦ Instantaneous installation
- ✦ RJ45 connector



P: 3-electrode GDT
D: Clamping diode

Electrical Characteristics	
Network	RTC, ADSL2, VDSL2 - 4 pairs
Nominal line voltage	Un 150 Vdc
Max. DC operating voltage	Uc 170 Vdc
Max. frequency	f max. > 10 MHz
Max. data rate	30 Mbps
Insertion loss	< 1 dB
Max. load current @25°C	IL 1000 mA
Protection Level C3 (10/1000µs), 300 applications@10 A, X-X (Line/Line)	Up 220 V
Protection level C3 (10/1000µs), 300 applications@10 A, X-C (Line/Earth)	Up 220 V
Impulse current 2 x 10/350µs Test - D1 Category	Iimp 500 A
Line/Line Nominal discharge current C2 Category	In L/L 500 A
Nominal Discharge Current, X-C (Line/Earth) 8/20µs Test x 10 - C2 Category	In L/PE 2000 A
Mechanical Characteristics	
Technology	GDT+TVS diode
SPD configuration	4 pairs+shielded
Connection to Network	RJ45 connector Female input/output
Format	Connector RJ45
Mounting	Mounting flange, Screw lug, DIN Rail
Accessory(s) provided	DIN rail adapter, screw, screw nut, earthing plate, countersunk screw, cable shoe
Housing material	Aluminium
Operating temperature	Tu -40/+85°C
Protection rating	IP20
Failsafe mode	Short-circuit - transmission cut-off
Pinout	4-pairs (1-2)(3-6)(4-5)(7-8)
Dimensions	See diagram
Weight	0.112 kg
Standards	
Standards compliance	IEC 61643-21 / EN 61643-21
Part number	
560203	