
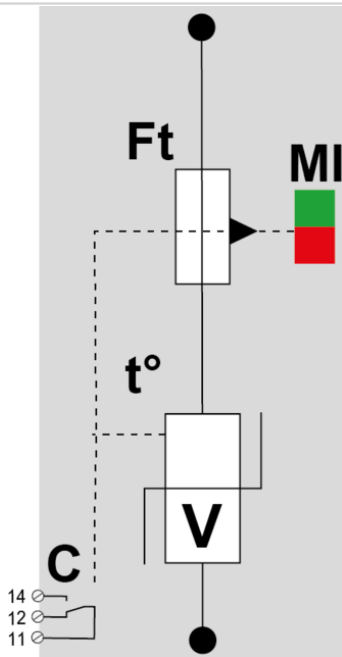
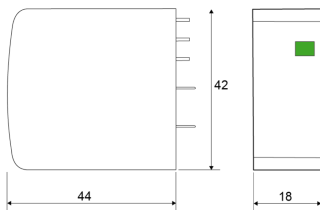


PPV40S-10-500



- ✦ Type 2 surge protector for Photovoltaic
- ✦ PCB mounting
- ✦ I<sub>max</sub>: 25 kA
- ✦ Remote signaling
- ✦ EN 50539-11 and IEC 61643-31 compliance\*



V: High-energy varistor  
 Ft: Thermal fuse  
 C: Remote signal contact  
 t°: Thermal disconnection system  
 MI: Disconnection indicator

Electrical Characteristics

SPD type	IEC	2
Max. PV operating voltage	U <sub>cpv</sub>	500 Vdc
Max. PV operating voltage (star mounting)	U <sub>cpv</sub>	1000 Vdc
PV Permanent Operating current Current consumption at U <sub>cpv</sub>	I <sub>cpv</sub>	< 0.1 mA
Nominal discharge current 15 x 8/20 μs impulses	I <sub>n</sub>	20 kA
Max. discharge current max. withstand @ 8/20 μs by pole	I <sub>max</sub>	40 kA
Current withstand short circuit PV	I <sub>scpv</sub>	15 000 A
Protection level @ I <sub>n</sub> (8/20μs)	U <sub>p</sub>	1.8 kV
Protection level (star mounting) (+/-) / (+/PE or -/PE) @ I <sub>n</sub> (8/20μs)	U <sub>p</sub>	3.6 kV

Mechanical Characteristics

Technology		MOV
Connection to Network		Through soldering pins
Mounting		On Printed Circuit Board
Housing material		Thermoplastic UL94 V-0
Operating temperature	T <sub>u</sub>	-40/+85°C
Protection rating		IP20
Disconnection indicator		1 mechanical indicator
Remote signaling of disconnection		Output on changeover contact
Dimensions		See diagram
Weight		0.051 kg

Disconnectors

Thermal disconnector		Internal
Back-up protection device		Without

Standards

Standards compliance		IEC 61643-31 / EN 50539-11 *The standard cover devices. PPV/PAC series are components. Compliant when combined is an assembly.
----------------------	--	--

Part number

8722202
---------