
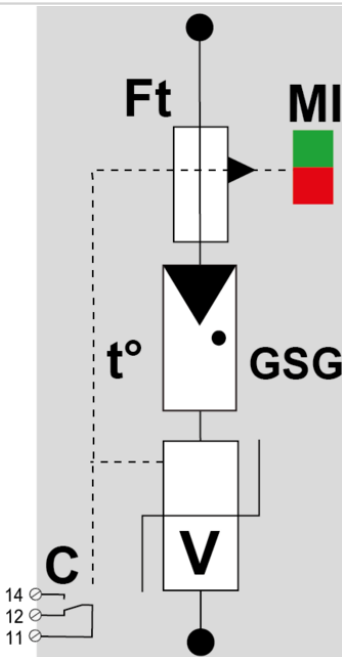
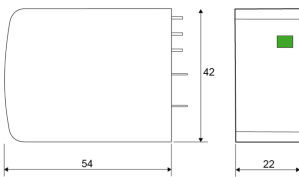


PPV1-6VGS-600



- ✦ Type 1+2 surge protector for Photovoltaic
- ✦ PCB mounting
- ✦ Iimp : 6.25 kA (10/350 μs)
- ✦ Remote signaling
- ✦ EN 50539-11 and IEC 61643-31 compliance*



V: High-energy varistor
 GSG: Specific gas tube
 Ft: Thermal fuse
 C: Remote signaling contact
 t°: Thermal disconnection system
 MI: Disconnection indicator

Electrical Characteristics

SPD type	IEC	1+2
Max. PV operating voltage	Ucpv	600 Vdc
Max. PV operating voltage (star mounting)	Ucpv	1200 Vdc
PV Permanent Operating current Current consumption at Ucpv	Icpv	< 0.1 mA
Nominal discharge current 15 x 8/20 μs impulses	In	20 kA
Impulse current by pole max. withstand 10/350μs by pole	Iimp	6.25 kA
Current withstand short circuit PV	Iscpv	15 000 A
Protection level @ In (8/20μs)	Up	2 kV
Protection level (star mounting) (+/-) / (+/PE or -/PE) @ In (8/20μs)	Up	4 kV

Mechanical Characteristics

Technology		VG Technology (MOV+GSG)
Connection to Network		Through soldering pins
Mounting		On Printed Circuit Board
Housing material		Thermoplastic UL94 V-0
Operating temperature	Tu	-40/+85°C
Protection rating		IP20
Disconnection indicator		Mechanical indicator
Remote signaling of disconnection		Output on changeover contact
Dimensions		See diagram
Weight		0.084 kg

Disconnectors

Thermal disconnector		Internal
Back-up protection device		Without

Standards

Standards compliance		IEC 61643-31 / EN 50539-11 *The standard cover devices. PPV/PAC series are components. Compliant when combined is an assembly.
----------------------	--	--------------------------------------------------------------------------------------------------------------------------------

Part number

Part number		8723403
-------------	--	---------