


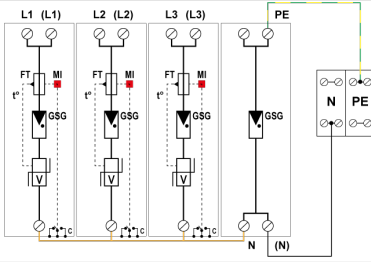
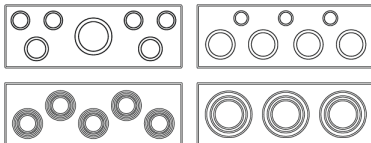
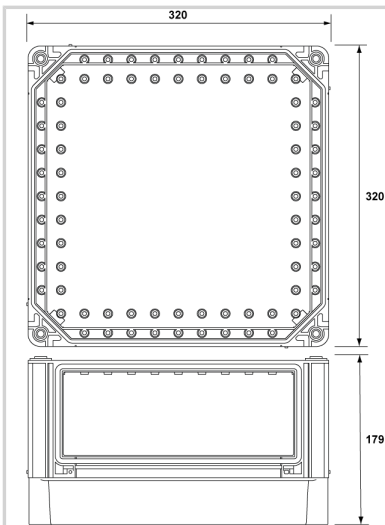


# CITEL

## AK1.K5x50.K5x50.254VG-300/G



- ▶ Universal small housing for individual cable entry with consideration of practical cross-sections
- ▶ Internal terminal design allows spur or V-wiring (series)
- ▶ Suitable for TNS-TT mains types
- ▶ Integrated DS254VG-300/G
- ▶ Type 1+2+3 combined arrester based on a gas-filled spark gap
- ▶ Discharge capacity per pole:  $I_{imp}=25kA$  (10/350 $\mu s$ );  $I_n=30kA$  (8/20 $\mu s$ );  $I_{max}=70kA$  (8/20 $\mu s$ )
- ▶ Remote signalling as standard
- ▶ Can be used for lightning protection classes I to IV
- ▶ VDE-AR-N 4100 compliant "Use of surge protective devices (SPD) type 1 in main power supply systems".



Electrical Characteristics		
SPD type	IEC	1+2+3
Nominal line voltage	Un	230/400 Vac
Max. AC operating voltage	Uc	275 Vac
Max. load current <i>if series connection</i>	IL	bis 125 A (bei V-Verdrahtung)
Surge protection device		DS254VG-300/G (internally pre-wired)
Nominal frequency	fn	0-100 Hz
Mechanical Characteristics		
Housing material		Thermoplastic UL94 V-0
Protection rating		IP65
Dimensions		See diagram - 3 TE (EN43880)
Entrance		Screw terminals max. 50mm <sup>2</sup> (rm)
Outgoing		Screw terminals max. 50mm <sup>2</sup> (rm)
Earth connection terminal		Screw terminal max. 50mm <sup>2</sup> (rm)
Ambient temperature		-25°C bis +40°C / 24h up to max. 35°C
Cable gland		Double diaphragm connector Cable glands M20 / M25 / M32 / M40 / M50 / M63
Humidity		Relative humidity (25°C) 5% to 95% / Max. relative air humidity (40°C) 50%.
Shock resistance		IK 08
Standards		
Standards compliance		IEC 61643-11
Part number		
159140		

