




CITEL

Type 2 AC surge protector - unipolar

DS71RS-400



- ✦ Discover our latest innovation : the [DAC80S-10-440](#)
- ✦ Re-inforced Type 2 AC surge protector
- ✦ In : 30 kA
- ✦ I_{max} : 70 kA
- ✦ Pluggable module by phase
- ✦ Remote signaling
- ✦ IEC 61643-11, EN 61643-11 compliance
- ✦ UL1449 ed.5 approved

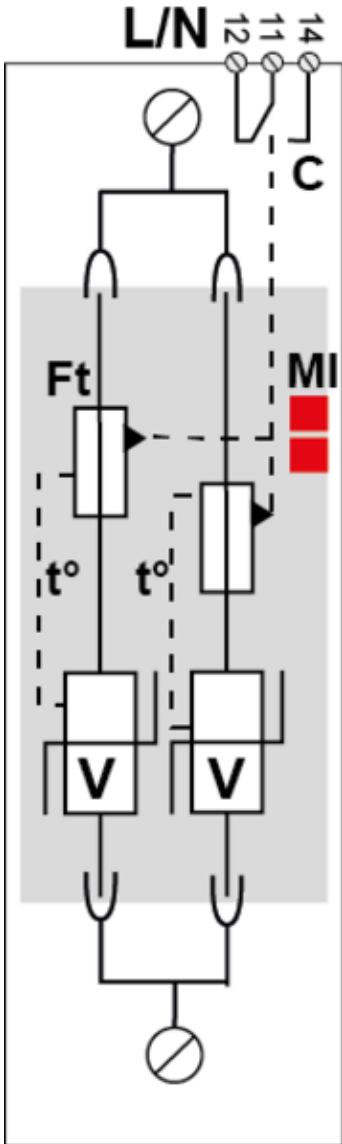
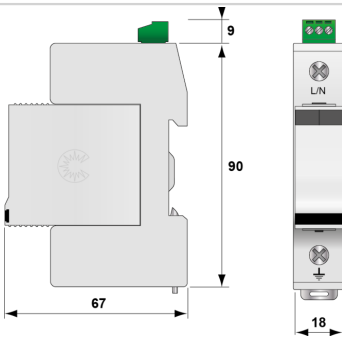




CITEL

Type 2 AC surge protector - unipolar

DS71RS-400



V: High-energy varistor
 Ft: Thermal fuse
 C: Remote signal contact
 t°: Thermal disconnection system
 MI: Disconnection indicator

Electrical Characteristics		
SPD type	IEC	2
Network		230/400 V
Nominal line voltage	Un	400 Vac
Max. AC operating voltage	Uc	440 Vac
Temporary Over Voltage (TOV) Characteristics - 5 sec. Without disconnection	UT	580 Vac withstand
Temporary Over Voltage (TOV) Characteristics - 120 mn Without disconnection or with safety disconnection	UT	770 Vac disconnection
Residual Current Leakage current to Ground	Ipe	< 1 mA
Follow current	If	None
Nominal discharge current 15 x 8/20 µs impulses	In	30 kA
Max. discharge current max. withstand @ 8/20 µs by pole	Imax	70 kA
Total Maximum discharge current max. total withstand @ 8/20 µs	Imax Total	70 kA
Connection mode(s)		L/N or N/PE
Protection mode(s)		Common Mode or Differential Mode
Protection level @ In (8/20µs)	Up	1.8 kV
Residual voltage at 5 kA @ 5 kA (8/20µs)	Up-5kA	1.2 kV
Admissible short-circuit current	Iscsr	25 000 A
Mechanical Characteristics		
Technology		MOV
SPD configuration		Single phase
Connection to Network		By screw terminals: 2.5-25mm ² / by bus
Format		Plug-in modular box
Mounting		Symmetrical rail 35 mm (EN 60715)
Housing material		Thermoplastic UL94 V-0
Operating temperature	Tu	-40/+85°C
Protection rating		IP20
Failsafe mode		Disconnection from AC network
Disconnection indicator		2 mechanical indicators by pole
Spare module(s)		DSM70R-400
Remote signaling of disconnection		Output on changeover contact
Dimensions		See diagram
Disconnectors		
Thermal disconnector		Internal
Installation ground fault breaker		Type 'S' or delayed
Back-up protection device		100 A min. - 125 A max. - Fuses type gG
Standards		
Standards compliance		IEC 61643-11 / EN 61643-11 / UL1449 ed.5
Certification		UL Recognized
Part number		
321411		

