
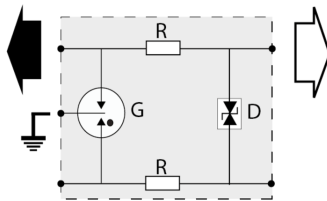
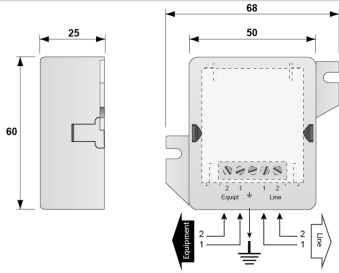


B180-T



- Compact 1-pair surge protection unit
- For telephone lines
- Removable protection circuit
- Wall mounting and screw connection
- UL497 A&B



P: 3-electrode gas tube
R: Resistor
D: Clamping diode

Electrical Characteristics	
Network	RTC, ADSL, SDSL, SHDSL
Nominal line voltage	Un 150 V
Max. DC operating voltage	Uc 170 Vdc
Max. frequency	f max. > 10 MHz
Insertion loss	< 1 dB
Max. discharge current max. withstand @ 8/20 µs by pole	Imax 20 kA
Protection mode(s)	Common/Differential mode
Protection Level C3 (10/1000µs), 300 applications@10 A, X-X (Line/Line)	Up 220 V
Protection level C3 (10/1000µs), 300 applications@10 A, X-C (Line/Earth)	Up 20 V
Line resistance	< 4.7 Ohm
Mechanical Characteristics	
Technology	GDT+TVS diode
SPD configuration	1 pair
Connection to Network	By screw terminal: cross section 0.4-1.5mm ²
Format	Wall mounting box
Mounting	Wall mounting by screws (not supplied)
Housing material	Thermoplastic UL94 V-0
Operating temperature	Tu -40/+85°C
Protection rating	IP20
Failsafe mode	Short-circuit - transmission cut-off - fault mode 2
Spare module(s)	S180-T
Dimensions	See diagram
Standards	
Standards compliance	IEC 61643-21 / EN 61643-21 / UL497B
Certification	UL 497B
Part number	
510602	