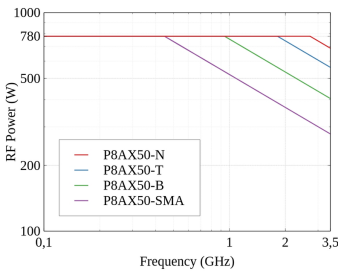
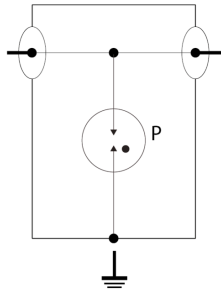
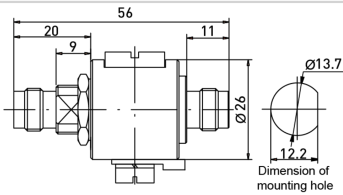


P8AX50-T/FF



- ✦ RF coaxial surge protector
- ✦ 3.5 GHz
- ✦ Connectors: TNC
- ✦ Low insertion loss
- ✦ Removable GDT
- ✦ DC-pass
- ✦ Bi-directional protection



Electrical Characteristics		
Max. DC operating voltage	Uc	400 Vdc
Frequency range	f	DC-3.5 GHz
Insertion loss		< 0.2 dB
Return loss		> 20 dB
Impedance		50 ohms
VSWR		<1.2:1
Max. load current @25°C	IL	10 A
Residual Current Leakage current to Ground	Ipe	None
Max. discharge current max. withstand @ 8/20 µs by pole	I <sub>max</sub>	20 kA
Protection mode(s)		Common mode
Protection level @1kV/µs (C3)	Up	< 1200 V
Impulse current 2 x 10/350µs Test - D1 Category	I <sub>imp</sub>	1 kA
Nominal discharge current C2 Category	I <sub>n</sub>	5 kA
Max Power		560 W
Typical let through energy (50 ohms) input 4kV 1.2/50µs - 2kA 8/20µs		1100 µJ
DC Pass		Yes
Insulation resistance	IR	≥10 GOhms
Mechanical Characteristics		
Technology		Gas discharge tube
Connection to Network		Connector TNC Female/Female
Mounting		Feedthrough
Housing material		Brass/Surface plating: Cu Zn Sn
Operating temperature	T <sub>u</sub>	-40/+85°C
Protection rating		IP65
Failsafe mode		Short-circuit
Disconnection indicator		Transmission interrupt
Spare module(s)		BBHF-500V
Dimensions		See diagram
Contacts		Bronze/Surface Au-Ag
Standards		
Standards compliance		IEC 61643-21 / EN 61643-21 / UL497E
RohS compliance		Yes
Part number		
60317		