




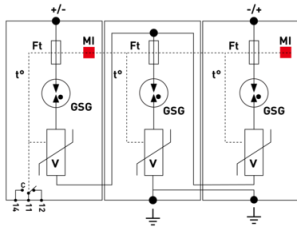
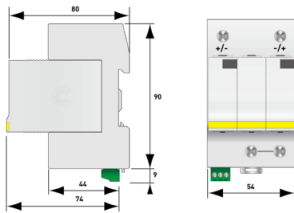
## Type 2 PV surge protector

# CITEL

### DS50VGPVS-1000G/51



- Type 2 surge protector for photovoltaic
- VG technology
- 1000 Vdc
- No leakage, no operating currents
- Improved life expectancy
- In/Imax : 15 / 40 kA
- Common/Differential mode protection
- Remote signaling
- IEC 61643-31, EN 61643-31, EN 50539-11, UL1449 ed.5 compliance



V: High-energy varistor  
 GSG: Specific gas tube  
 Ft: Thermal fuse  
 C: Remote signaling contact  
 t\*: Thermal disconnection system  
 MI: Disconnection indicator

Electrical Characteristics		
SPD type		2
Network		PV network 1000 Vdc
Nominal PV voltage	Uocstc	1000 Vdc
Max. PV operating voltage	Ucpv	1200 Vdc
Residual Current Leakage current to Ground	Ipe	None
PV Permanent Operating current Current consumption at Ucpv	Icpv	None
Follow current	If	None
Nominal discharge current 15 x 8/20 μs impulses	In	15 kA
Max. discharge current max. withstand @ 8/20 μs by pole	Imax	40 kA
Total Maximum discharge current max. total withstand @ 8/20 μs	Imax Total	60 kA
Current withstand short circuit PV	Iscpv	15 000 A
Connection mode(s)		+/-/PE
Protection mode(s)		Common/Differential mode
Protection level +/- @ In (8/20μs)	Up	5.1 kV
Protection level +/-PE (-/PE) @ In (8/20μs)	Up	2.8 kV
Mechanical Characteristics		
Technology		VG Technology (MOV+GSG)
Connection to Network		By screw terminals: 2.5-25mm <sup>2</sup>
Format		Plug-in modular box
Mounting		Symmetrical rail 35 mm (EN 60715)
Housing material		Thermoplastic UL94 V-0
Operating temperature	Tu	-40/+85°C
Protection rating		IP20
Failsafe mode		Disconnection SPD of the PV line
Disconnection indicator		2 mechanical indicators
Spare module(s)		DSM50VGPV-1000G/51
Remote signaling of disconnection		Output on changeover contact
Dimensions		See diagram
Weight		0.306 kg
Disconnectors		
Thermal disconnector		Internal
Back-up protection device		Without
Standards		
Standards compliance		IEC 61643-31 / EN 61643-31 / EN 50539-11 / UL1449 ed.5
Part number		481311

