




Type 2+3 AC surge protector -3-Phase+N - Monobloc

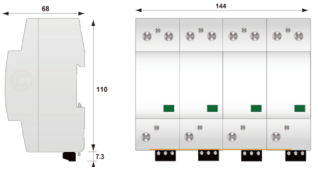
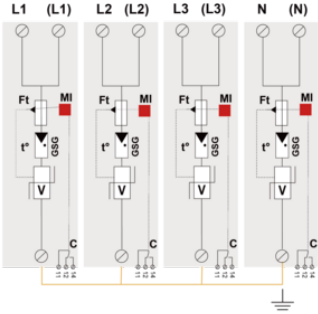
CITEL

DACN30VGS-40-1260



- Type 2 + 3 AC surge protector
- VG Technology
- In: 15 kA
- No leakage current
- Monobloc module for each phase
- Remote signaling
- Optimized to TOV
- EN 61643-11, IEC 61643-11 and UL1449 ed.5 compliance



	Electrical Characteristics	
	SPD type	2+3
Nominal line voltage	Un	1140 Vac
Max. AC operating voltage	Uc	1260 Vac
Temporary Over Voltage (TOV) Characteristics - 5 sec. Without disconnection	UT	1650 Vac withstand
Temporary Over Voltage (TOV) Characteristics - 120 mn Without disconnection or with safety disconnection	UT	2200 Vac disconnection
Residual Current Leakage current to Ground	Ipe	None
Follow current	If	None
Nominal discharge current 15 x 8/20 μs impulses	In	15 kA
Max. discharge current max. withstand @ 8/20 μs by pole	I _{max}	30 kA
Withstand on Combination waveform IEC 61643-11 Class III test: 1.2/50μs - 8/20μs	Uoc	6 kV
Protection level @ In (8/20μs)	Up	4.0 kV
Protection level @ In (8/20μs) and @ 6 kV (1,2/50 μs)	Up	5.0 kV
Residual voltage at 5 kA @ 5 kA (8/20μs)	Up-5kA	3.2 kV
Admissible short-circuit current	Isc _{cr}	25 000 A
 <p>V: High-energy varistor GSG: Specific gas tube Ft: Thermal fuse C: Remote signaling contact t*: Thermal disconnection system MI: Disconnection indicator</p>	Mechanical Characteristics	
	Technology	VG Technology (MOV+GSG)
SPD configuration	3-phase+Neutral	
Connection to Network	By screw terminals: 2.5-25mm ² (35mm ² rigid)	
Format	Monobloc modular box	
Mounting	Symmetrical rail 35 mm (EN 60715)	
Housing material	Thermoplastic UL94 V-0	
Operating temperature	Tu	-40/+85°C
Protection rating	IP20	
Failsafe mode	Disconnection from AC network	
Disconnection indicator	1 mechanical indicator - Red/Green	
Remote signaling of disconnection	Output on changeover contact	
Wiring for remote signaling	1.5 mm ² max.	
Max. Voltage/Current for remote signaling	250 V / 0.5 A (AC) / 30 V / 3 A (DC)	
Dimensions	See diagram - 8TE (EN43880)	
Weight	1.000 kg	
Disconnectors		
Thermal disconnector	Internal	
Installation ground fault breaker	Type 'S' or delayed	
Back-up protection device	Fuses type gG - 50 A	
Standards		
Standards compliance	IEC 61643-11 / EN 61643-11 / UL1449 ed.5	
Part number		
29424032		

