




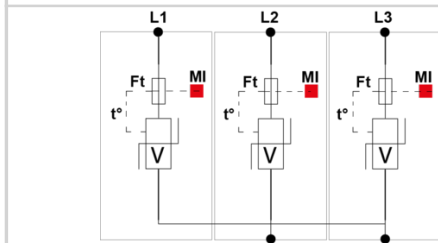
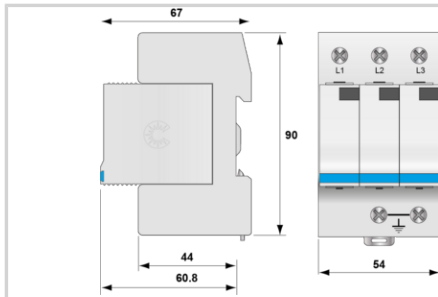
## Type 2 (or 3) AC surge protector - 3-phase

# CITEL

## DS13-400



- › Discover our latest innovation : the [DAC15C-30-440](#)
- › Type 2 (or 3) AC Multipolar surge protector
- › In : 5 kA
- › I<sub>max</sub> total: 30 kA
- › Pluggable module by phase
- › Remote signaling option
- › EN 61643-11, IEC 61643-11, UL1449 ed.5 compliance



V: High-energy varistor  
 Ft: Thermal fuse  
 t°: Thermal disconnection system  
 MI: Disconnection indicator

### Electrical Characteristics

SPD type	2 (or 3)
Network	230/400 V 3-phase
AC system	IT
Nominal line voltage	U <sub>n</sub> 400 Vac
Max. AC operating voltage	U <sub>c</sub> 440 Vac
Temporary Over Voltage (TOV) Characteristics - 5 sec. Without disconnection	UT 580 Vac withstand
Temporary Over Voltage (TOV) Characteristics - 120 mn Without disconnection or with safety disconnection	UT 770 Vac disconnection
Residual Current Leakage current to Ground	I <sub>pe</sub> < 1.5 mA
Follow current	I <sub>f</sub> None
Nominal discharge current 15 x 8/20 μs impulses	I <sub>n</sub> 5 kA
Max. discharge current max. withstand @ 8/20 μs by pole	I <sub>max</sub> 10 kA
Total Maximum discharge current max. total withstand @ 8/20 μs	I <sub>max</sub> Total 30 kA
Withstand on Combination waveform IEC 61643-11 Class III test: 1.2/50μs - 8/20μs	U <sub>oc</sub> 10 kV
Withstand on overvoltages IEEE C62.41.1	10 kV
Connection mode(s)	L/PE
Protection mode(s)	Common mode
Residual voltage at 5 kA @ 5 kA (8/20μs)	U <sub>p-5kA</sub> 1.3 kV
Protection level L/PE @ I <sub>n</sub> (8/20μs)	U <sub>p L/PE</sub> 1.3 kV
Admissible short-circuit current	I <sub>scrr</sub> 25 000 A

### Mechanical Characteristics

Technology	MOV
SPD configuration	3-phase
Connection to Network	By screw terminals: 2.5-25mm <sup>2</sup> / by bus
Format	Plug-in modular box
Mounting	Symmetrical rail 35 mm (EN 60715)
Housing material	Thermoplastic UL94 V-0
Operating temperature	T <sub>u</sub> -40/+85°C
Protection rating	IP20
Failsafe mode	Disconnection from AC network
Disconnection indicator	1 mechanical indicator by pole
Spare module(s)	DSM10-400
Remote signaling of disconnection	option DS13S-400 : output on changeover contact
Dimensions	See diagram
Weight	0.332 kg

### Disconnectors

Thermal disconnector	Internal
Installation ground fault breaker	Type 'S' or delayed
Back-up protection device	20 A min. - 125 A max. - Fuses type gG

### Standards

Standards compliance	IEC 61643-11 / EN 61643-11 / UL1449 ed.5
Certification	UL Recognized

### Part number

**341403**

